

## FEATURES AND BENEFITS

- Natural bone provides a completely biologic replacement of donor site bone and may reduce the risk of donor site morbidity
- Multiple sizes available to provide press fit placement

### ORDERING INFORMATION

#### Allograft Plugs


Allograft Plug, 7 mm	260107
Allograft Plug, 8 mm	260108
Allograft Plug, 9 mm	260109
Allograft Plug, 10 mm	260110
Allograft Plug, 11 mm	260111
Allograft Plug Delivery Sleeve	AR-1981BI

#### Single Use OATS Sets (sterile and single use):

Single Use OATS Set, 6 mm	AR-1981-06S
Single Use OATS Set, 8 mm	AR-1981-08S
Single Use OATS Set, 10 mm	AR-1981-10S

#### Small Joint OATS Sets (sterile and single use):

Small Joint OATS Set, 6 mm	AR-8981-06S
Small Joint OATS Set, 8 mm	AR-8981-08S
Small Joint OATS Set, 10 mm	AR-8981-10S



*Dedicated to Research and Innovation  
in Allograft Surgery*

27299 Riverview Center Blvd.  
Suite 108  
Bonita Springs, Florida 34134

Tel: (239) 947-9300  
(877) 454-4338

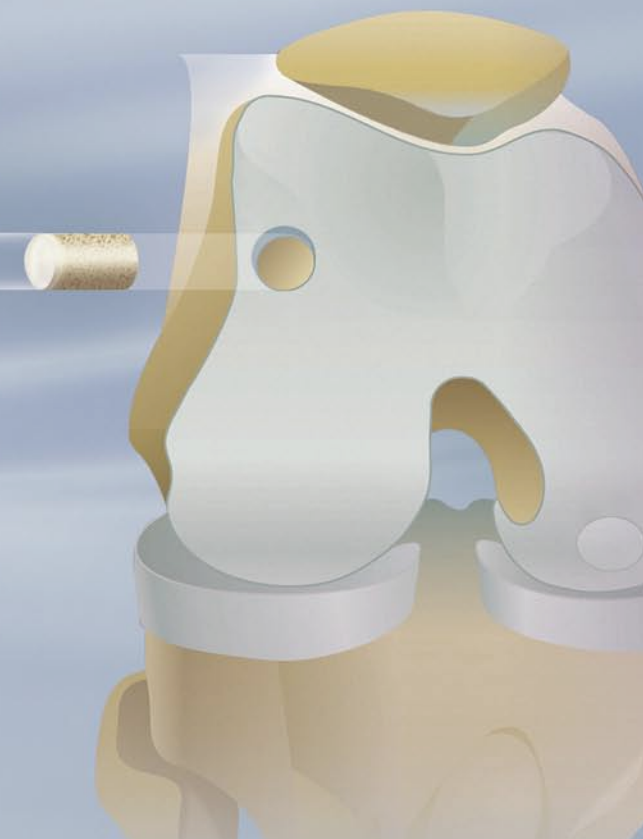
Fax: (239) 947-0531  
(877) 454-4352

[www.tissuesystems.com](http://www.tissuesystems.com)

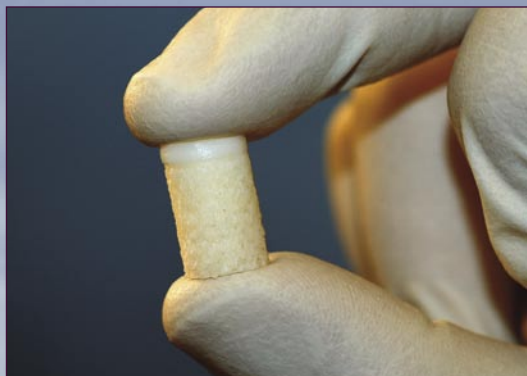
U.S. PATENT NO. 6,591,581  
©Copyright ATSI, 2005. All rights reserved.

## OATS™ ALLOGRAFT PLUGS

for Backfilling Autograft Harvest Sites

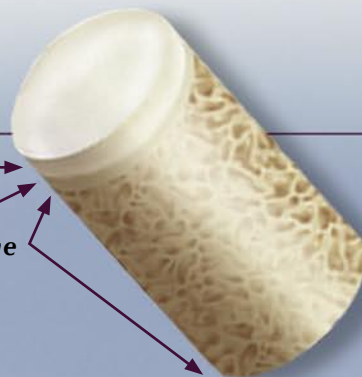


Autograft OATS (Osteochondral Autograft Transfer System) is an excellent procedure for the repair of small osteochondral defects of the knee or ankle. Surgeons may use Single Use OATS or Small Joint OATS instrumentation to facilitate the recovery of 6, 8, or 10 mm osteochondral / hyaline cartilage cores from a donor site superior and lateral to the notch or above the sulcus terminalis.

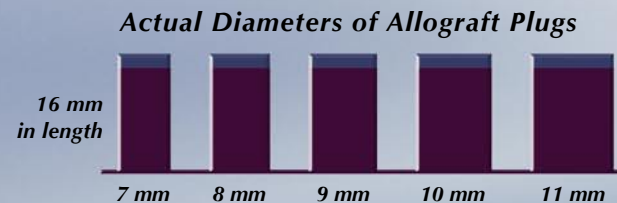


Surgeons concerned about possible donor site morbidity caused by leaving the donor site sockets open may now use these specially designed Allograft Plugs to fill the donor site and promote natural bone healing for a complete biologic repair.

- **Cartilage**
- **Cortical Bone**
- **Cancellous Bone**



The sterile Allograft Plugs are processed from articular surface resulting in a multiphasic plug composed of a dense cancellous layer, a cortical layer, and a non-viable cartilage layer. These plugs come in a range of sizes from 7 mm - 11 mm in diameter and 16 mm in length.



When selecting a graft for backfill applications the implant should be sized 1 mm larger than the OATS core harvested. For example, in a case where an 8 mm OATS harvester is used, a 9 mm Allograft Plug is used to provide a line to line fit in the defect site.



An additional Allograft Plug Delivery Sleeve may be ordered to facilitate implantation of the plug. Please contact your representative or ATSI for ordering information.